

FIN6 LED Lighthead



WIRING

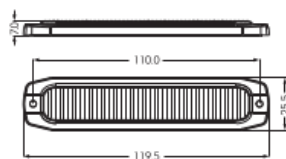
Single Color

- RED** — For Power Supply to 10-33VDC
- BLACK** — GND
- GREEN** — 50% Power

- YELLOW** — Synchronization, Flash Pattern Selection and Reset
 - Connect YELLOW wires of all heads together for synchronization
 - To change flash patterns, apply +VDC for less than 1 second and release
 - Flash patterns will be reset when YELLOW wires are connected to RED wire for more than 5 seconds

- WHITE** — Alternation
With the power off, connect the wire from onelighthead to +VDC and leave the other unconnected. Their patterns will alternate when the lightheads are activated.

DIMENSIONS



FLASH PATTERNS

Single & Split

1 Random (Default)	11 Single (All)
2 Single (Split)	12 Double (All)
3 Double (Split)	13 Quad (All)
4 Quad (Split)	14 Quint (All)
5 Quint (Split)	15 Ultra (All)
6 Ultra (Split)	16 Single-Quad (All)
7 Single-Quad (Split)	17 Single-H/L (All)
8 Single-H/L (Split)	18 Steady 2 (California)
9 ECE R65 Single (All)	19 Steady 4 (All)
10 ECE R65 Double (All)	

Dual & Triple Color

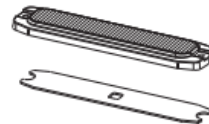
- BROWN** — Color 1 "+"
- BLUE** — Color 2 "+"
- RED** — Color 3 "+"
- BLACK** — GND

- YELLOW** — For Synchronization, Flash Pattern Selection and Reset
 - Connect the YELLOW wires from each lighthead together. Their patterns will be synchronized when the lightheads are activated.
 - To advance to the next pattern, apply +VDC for less than 1 second and release
 - To cycle backwards to the previous pattern, apply +VDC for 1 to 5 seconds
 - To reset to the factory Steady 2 pattern, apply +VDC for more than 5 seconds


- WHITE** — Alternation
With the power off, connect the wire from onelighthead to +VDC and leave the other unconnected. Their patterns will alternate when the lightheads are activated.

MOUNTING

Adhesive Mount



Bolt Mount



Dual & Trio

1 Steady 2 (Default)	7 Double (All)
2 Steady 4 (All)	8 Quad (All)
3 Random (All)	9 Quint (All)
4 ECE R65 single (All)	10 Ultra (All)
5 ECE R65 double (All)	11 Single-Quad (All)
6 Single (All)	12 Single-H/L (All)

COLOR SHEET OF WIRE AND LED

Dual

LED Combinations	WIRE	BROWN	RED
Opt. 1		White	Red
Opt. 2		White	Blue
Opt. 3		White	Amber
Opt. 4		Blue	Red
Opt. 5		Blue	Amber
Opt. 6		Red	Amber

Trio

LED Combinations	WIRE	BROWN	BLUE	RED
Opt. 1		White	Blue	Red
Opt. 2		White	Blue	Amber
Opt. 3		White	Red	Amber
Opt. 4		Blue	Red	Amber



www.ras-distribution.com
Tel: 04.67.60.49.68